

Ligni workstation: Slate MFC with Ply edge, on laminated Ply legs faced in Light Oak veneer. HBB1MA chair.

**Stylish and practical furniture  
for home working**

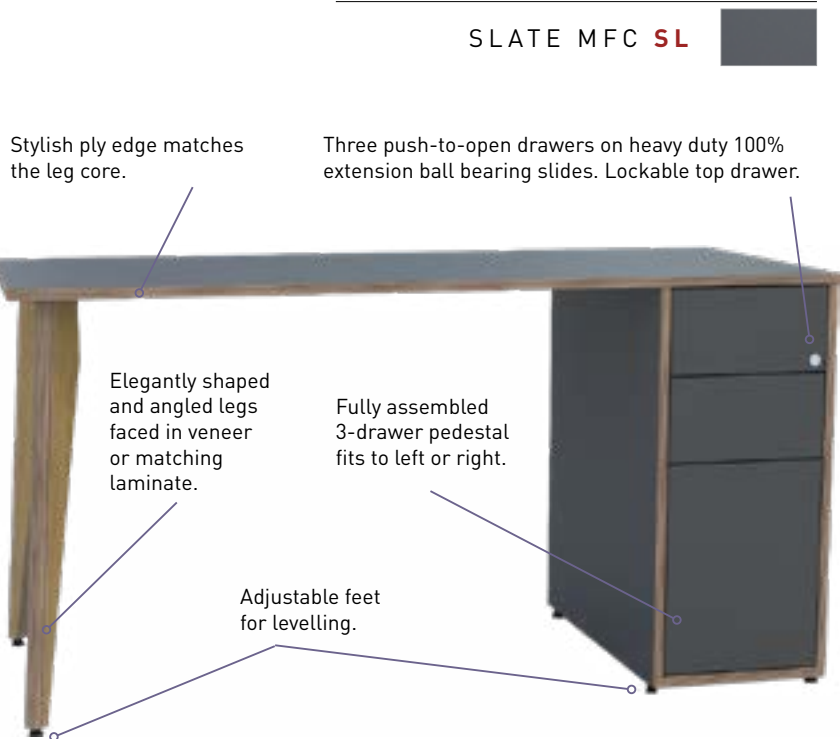


**work@home**

**Boyce.**

# Stylish sustainability

Ligni features immensely strong, elegantly radiused ply legs, faced in Oak or Walnut veneer, that bring out the distinctive character of this environmentally-friendly material and add warm timber accents to your home interior.



Stylish ply edge matches the leg core.

Three push-to-open drawers on heavy duty 100% extension ball bearing slides. Lockable top drawer.

Elegantly shaped and angled legs faced in veneer or matching laminate.

Fully assembled 3-drawer pedestal fits to left or right.

Adjustable feet for levelling.

## SPECIFICATIONS


- 1200 or 1400mm wide x 650mm deep.
- 10 contemporary finishes, including deeply grained Halifax Oak in a choice of three hues, and luxurious hand-selected Oak and Walnut veneers.
- Quick & easy self-assembly.
- Legs faced in Light Oak veneer with

Light Oak, Natural Oak, Black, Slate and Dust Grey finishes; Natural Walnut veneer with Natural Walnut; and matching laminate with Halifax Oak finishes.

- Compatible with pen drawer and wide tray drawer (see p.7, 8, 9).

Larger desk sizes and matching storage available. Ask for details or see online.

# WORK@HOME LIGNI WORKSTATION



BLACK MFC **BK**

WHITE MFC **WH**

DUST GREY MFC **DG**

SLATE MFC **SL**

NATURAL OAK MFC **NO**

NATURAL WALNUT VENEER **NW**

LIGHT OAK VENEER **LO**

NATURAL HALIFAX OAK 3DMFC **HN**

TOBACCO HALIFAX OAK 3DMFC **HT**

WHITE HALIFAX OAK 3DMFC **HW**



Ligni work table: White MFC with Ply edge, on laminated Ply legs faced in Light Oak veneer. J2HA chair/white back.

# Simple understated style

The elegant Ligni work table is offered in a choice of contemporary finishes to complement any home interior.

WHITE MFC **WH**



Stylish ply edge matches the leg core.

Elegantly shaped and angled legs faced in veneer or matching laminate.



Adjustable feet for levelling.

## SPECIFICATIONS

- 800, 1000, 1200, 1400mm wide x 650mm deep.
- 10 contemporary finishes, including deeply grained Halifax Oak in a choice of three hues, and luxurious hand-selected Oak and Walnut veneers.
- Quick & easy self-assembly.
- Legs faced in Light Oak veneer with Light Oak, Natural Oak, Black, Slate and Dust Grey finishes; Natural Walnut veneer with Natural Walnut; and matching laminate with Halifax Oak finishes.
- Not compatible with pen drawer or wide tray drawer.

Larger desk sizes and matching storage available. Ask for details or see online.

# WORK@HOME LIGNI WORK TABLE

BLACK MFC **BK**



DUST GREY MFC **DG**



SLATE MFC **SL**



NATURAL OAK  
MFC **NO**



NATURAL WALNUT  
VENEER **NW**



LIGHT OAK  
VENEER **LO**



NATURAL HALIFAX  
OAK 3DMFC **HN**



TOBACCO HALIFAX  
OAK 3DMFC **HT**



WHITE HALIFAX  
OAK 3DMFC **HW**





Ambus workstation: White Halifax Oak. HBB1MA chair.


# Comfort, quality & style

Ambus is the furniture of choice for people who demand high quality and timeless good looks. Simple clean lines that never date.

WHITE HALIFAX OAK 3DMFC **HW**



Three drawers on heavy duty 100% extension ball bearing slides. Lockable top drawer. Slim, elegant aluminium handles finished in matt chrome.



Modesty panel suits use facing into a room.

Adjustable feet for levelling.

Fully assembled pedestal may be specified to left or right.

## SPECIFICATIONS

- 1200 or 1400mm wide x 650mm deep.
- 7 finish options, including deeply grained Halifax Oak in a choice of three hues.
- Quick & easy self-assembly.
- May be specified with drawers to left or right.
- Compatible with pen drawer and wide tray drawer (see p.7, 8, 9).

Larger desk sizes and matching storage available. Ask for details or see online.

BLACK MFC **BK**



WHITE MFC **WH**



NATURAL OAK MFC **NO**



NATURAL WALNUT MFC **WN**



TOBACCO HALIFAX OAK 3DMFC **HT**



NATURAL HALIFAX OAK 3DMFC **HN**





Ambus Executive desk: Light Oak veneer, White frame. Wide tray drawer. EL1MA chair.

# Engineered with elegance

A contemporary executive desk of the highest quality, combining modern styling with traditional craftsmanship. Optional personal storage.

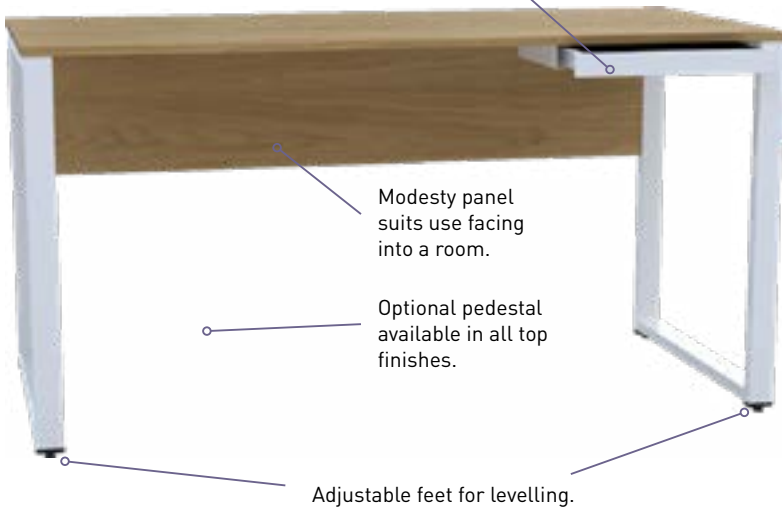
LIGHT OAK VENEER **LO**



WHITE FRAME **WH**



Optional slim pen drawer – to keep small items conveniently to hand.



## SPECIFICATIONS

- 18mm desk top 800, 1000, 1200 and 1400mm wide x 650mm deep.
- 11 finish options, including luxurious hand-selected Oak and Walnut veneers, and deeply grained Halifax Oak in a choice of three hues.
- Metal frame in Black or White.
- Optional freestanding 3-drawer pedestal available in any listed finish.
- Optional slimline pen drawer or wide tray drawer (White only).
- Quick & easy self-assembly.

Larger desk sizes and matching storage available. Ask for details or see online.

BLACK MFC **BK**



WHITE MFC **WH**



SLATE MFC **SL**



MAPLE MFC **GM**



NATURAL OAK MFC **NO**



NATURAL WALNUT MFC **WN**






# WORK@HOME

## AMBUS EXECUTIVE DESK

TOBACCO HALIFAX OAK 3DMFC **HT**



NATURAL WALNUT VENEER **NW**



NATURAL HALIFAX OAK 3DMFC **HN**



WHITE HALIFAX OAK 3DMFC **HW**



FRAME OPTIONS



BLACK **BK**



WHITE **WH**



LIGHT OAK VENEER **LO**



Available in all finishes



*Optional slimline pen drawer (shown above) or wide tray drawer (see p7): White only.*




Ambus Folding Desk: Tobacco Halifax Oak 3DMFC. Ligni coffee table. Lofa Sofa, HiBox room divider.

# Fold away

A practical desk that folds flat for convenient storage. The side panels and top fold inwards in just three easy steps, without tools.

TOBACCO HALIFAX OAK 3DMFC **HT**



## SPECIFICATIONS

- 1200mm wide x 600mm deep.
- 7 contemporary finishes.
- Folds quickly & easily for storage.
- Not compatible with pen drawer or wide tray drawer.

# WORK@HOME AMBUS FOLDING DESK

BLACK MFC **BK**



WHITE MFC **WH**



MAPLE MFC **GM**



NATURAL OAK MFC **NO**



NATURAL WALNUT MFC **WN**



NATURAL HALIFAX OAK 3DMFC **HW**





HiRise²: Light Oak veneer, Black frame. HBB1HA Executive chair with headrest.

# Stand up for a healthier lifestyle

Alternate between sitting and standing at the touch of a button, with HiRise<sup>2</sup>: an electrically height-adjustable, sit-stand desk.

Sensitive collision sensor, with auto-reverse safety feature to stop and reverse movement on encountering an obstacle.

LIGHT OAK VENEER **LO**



BLACK FRAME **BK**



2 cable ports.

Optional steel 3-drawer pedestal.



Digital control pad with height display and 4 memory settings. iOS/Android Bluetooth app also allows control from your phone. App includes calorie tracking, information messages and configurable sit/stand reminders.

## SPECIFICATIONS

- 1200, 1400, 1600 and 1800mm wide x 800mm deep.
- 10 finish options, including luxurious hand-selected Oak and Walnut veneers, and deeply grained Halifax Oak in a choice of three hues.
- Cable ports: Black with Black frame, White with White frame.
- Frame available in Black or White.
- Optional freestanding 3-drawer steel pedestal in Black or White.
- Optional pen drawer or wide tray drawer (see p.7, 8, 9).
- Quick & easy self-assembly.

Matching storage available. Ask for details or see online

BLACK MFC **BK**



WHITE MFC **WH**



MAPLE MFC **GM**



NATURAL OAK MFC **NO**



NATURAL WALNUT MFC **WN**



TOBACCO HALIFAX OAK 3DMFC **HT**



# WORK@HOME

## HIRISE<sup>2</sup> ELECTRICALLY HEIGHT ADJUSTABLE



*Bluetooth app allows control from your phone.*

WHITE HALIFAX OAK 3DMFC **HW**



NATURAL HALIFAX OAK 3DMFC **HN**



NATURAL WALNUT VENEER **NW**



FRAME OPTIONS



**BLACK BK**



**WHITE WH**



**BLACK BK**



**WHITE WH**



WATCH THE APP AT WORK



WATCH THE COLLISION SENSOR



DOWNLOAD THE APP

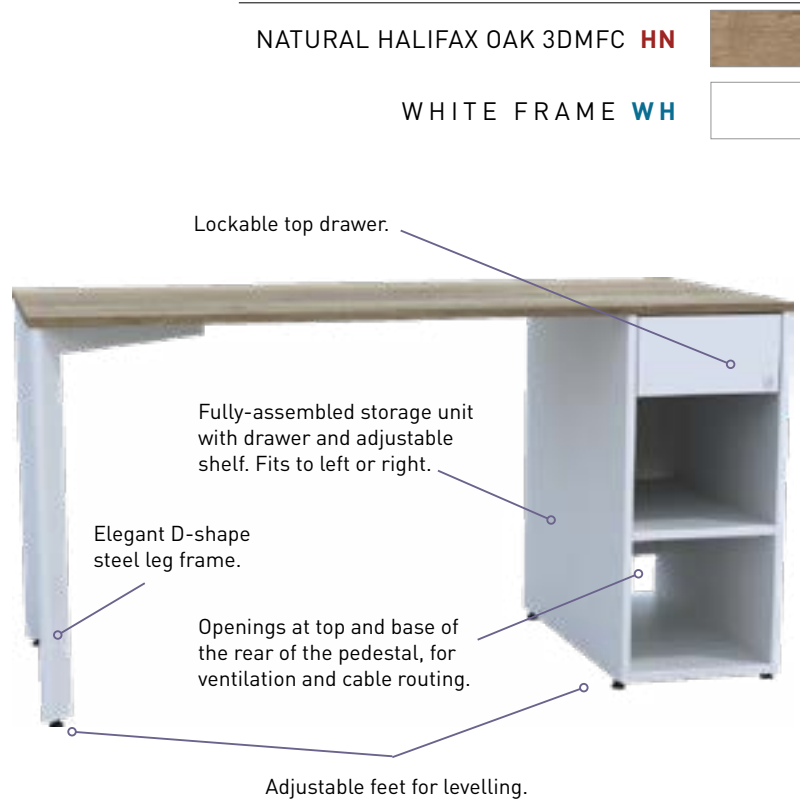


X-Range workstation: Natural Halifax Oak, White frame. XR4 working chair. HiBox storage unit.



# Exceptional value

Attractive, practical small desks with integral storage that can be configured either as open shelves, or used to house a PC tower unit.



## SPECIFICATIONS

- 1200 and 1400 wide x 650mm deep.
- 8 contemporary top finishes.
- Pedestal and legs in Black or White.
- Can be assembled left or right handed.
- Not compatible with pen drawer or wide tray drawer.
- Quick & easy self-assembly.

Larger desk sizes and matching storage available. Ask for details or see online.

# WORK@HOME

## X-RANGE WORKSTATION

BLACK MFC **BK**



WHITE MFC **WH**



MAPLE MFC **GM**



NATURAL OAK MFC **NO**



NATURAL WALNUT MFC **WN**



TOBACCO HALIFAX OAK 3DMFC **HT**





# WORK@HOME

## X-RANGE WORKSTATION



WHITE HALIFAX OAK 3DMFC **HW**



FRAME OPTIONS



**BLACK BK**



**WHITE WH**



*Elegant D-shape steel leg frame*



*Lockable top drawer*

*Open storage with adjustable shelf can be configured to house a PC tower unit.*



Laptop table: Tobacco Halifax Oak, Slate metal base. Lofa Sofa. Ligni coffee table. HiBox room divider.

## Multi-functional side table

Ideal for agile working or where space is at a premium, this laptop table doubles as a handy side table. With a compact 500 x 400mm footprint and a slimline steel base, it provides a practical, compact workspace.

TOBACCO HALIFAX OAK 3DMFC **HT**

SLATE BASE **SL**

Wide choice of top finish.

Sturdy metal column and base.



### SPECIFICATIONS

- 660mm high, 500 x 400mm footprint.
- Cushion shape top.
- 8 contemporary top finishes.
- Metal column/base available in Black, White or Slate.
- Supplied fully assembled.

BLACK MFC **BK**



WHITE MFC **WH**



MAPLE MFC **GM**



NATURAL OAK **NO**



NATURAL WALNUT MFC **WN**



WHITE HALIFAX OAK 3DMFC **HW**



NATURAL HALIFAX OAK 3DMFC **HN**



BASE OPTIONS



# Comfort & support

Examples of seating from our extensive range. For further details, see online.

## SHOWN HERE IN

LIGHT GREY



DARK GREY



BLACK LEATHER



# WORK@HOME WORKING CHAIRS

EL1MA



EL1HA



J2HA/B



J2HA/W



HBB1MA



HBB1HA



XR4



XR4/SHA



**Stylish and practical furniture for home working,**  
made to the same standards of quality and durability as  
our commercial ranges — but in smaller sizes better  
suited to most homes.

i

Self-assembly requires a Pozidriv screwdriver, plus  
on Ambus a flat blade screwdriver, and hammer  
(to knock in the included timber dowels). Pliers can be  
helpful in fully tightening leg wing nuts on Ligni.

work@home-001-2020D6T

**Boyce.**  
Business Interiors

**Boyce Business Equipment Limited**  
106 Chapel Lane, High Wycombe,  
Buckinghamshire HP12 4BY

T: 01494 441 247  
E: [sales@boyce.co.uk](mailto:sales@boyce.co.uk)  
W: [boyce.co.uk](http://boyce.co.uk)