

ASCEND DESKS

JAN 2020



Working in partnership with

LEE & PLUMPTON

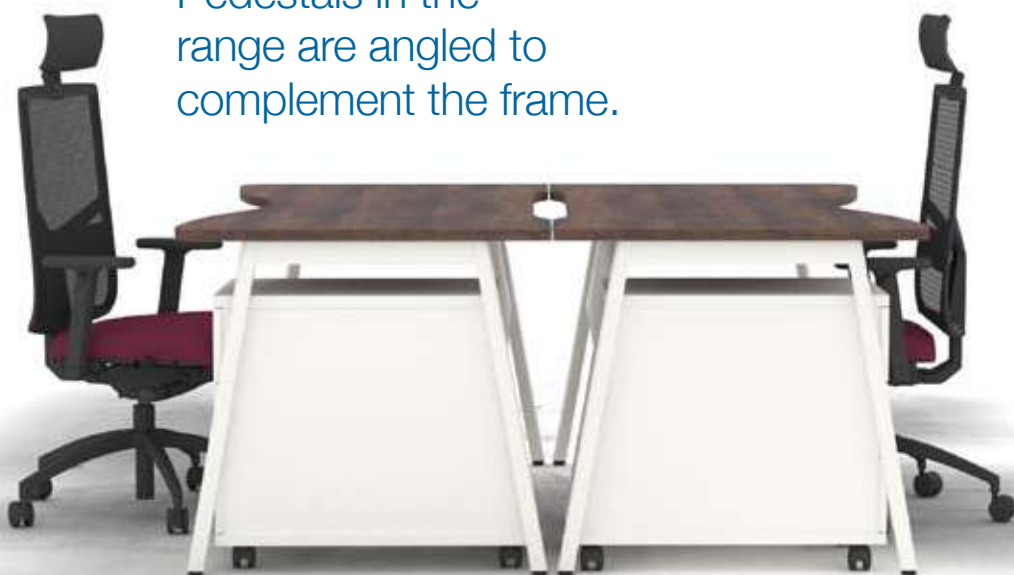
ASCEND

Ascend brings timeless design to the commercial interior. With a classic A-frame leg that is positioned at a 100° angle, Ascend sets a benchmark for style and elegance.



Rectangular Ascend desks in beech with white frames, shown with Ranworth task chairs.

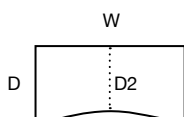
Pedestals in the range are angled to complement the frame.



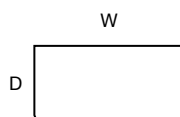
The Ascend modesty panel features a scallop design for easy access cable management.

FEATURES & DETAILS

Desk Shapes

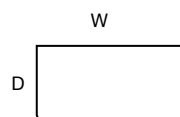


Double Wave

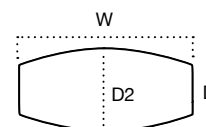


Rectangular

Table Shapes



Rectangular



Barrel

DESK SPECIFICATION

- 25mm desk top made from grade E1 melamine faced high density particle board.
- Metal frame with 1.5mm wall thickness.
- 18mm wooden modesty panel.
- A scallop design is featured at the rear of each desk and the top of the modesty panel.
- Cable management trays can be purchased separately.

PEDESTAL SPECIFICATION

- 25mm top and base, all other panels 18mm.
- Integral central locking, 2 keys are supplied.
- Height levelling feet / castors are supplied.

Pedestal Finishes

Pedestal are available in white with a choice of wood finish on drawer fronts, desk high units also include matching top as well as drawer fronts.

TABLE SPECIFICATION

- 25mm table top made from grade E1 melamine faced high density particle board

METAL & WOOD FINISHES


QS: Quick Ship | **GROUP A:** Subject to a longer lead time.

QUICK SHIP

Not Available

GROUP A

Metal Finishes



W White


Wood Finishes



BI Birch




MA Maple



WA Walnut



BE Beech



WH White



LO Light Oak

Wood finishes are heat, stain and scratch resistant when used for their intended purposes.

Please add the wood suffix to your code when ordering eg: ASRE12AFWBI

An optional return can be positioned beneath the desk surface creating a flexible workspace.



Rectangular Ascend desks in white with white frames, and desk high pedestals with birch drawer fronts. Shown with Ascend return desks also in birch and Moulton task chairs.

ASCEND

● Available
○ Not Available

DOUBLE WAVE DESK



W x D x D2 x H (mm)	Code	QS	Grp A
1200 x 800 x 600 x 740	ASDW12AFW	○	●
1400 x 800 x 600 x 740	ASDW14AFW	○	●
1600 x 800 x 600 x 740	ASDW16AFW	○	●
1800 x 800 x 600 x 740	ASDW18AFW	○	●

RECTANGULAR DESK



W x D x H (mm)	Code	QS	Grp A
1200 x 800 x 740	ASRE12AFW	○	●
1400 x 800 x 740	ASRE14AFW	○	●
1600 x 800 x 740	ASRE16AFW	○	●
1800 x 800 x 740	ASRE18AFW	○	●

RETURN DESK



W x D x H (mm)	Code	QS	Grp A
1000 x 600 x 708	ASDR10AFW	○	●
1200 x 600 x 708	ASDR12AFW	○	●

CABLE TRAYS



W x D x H (mm)	Description	Code	QS	Grp A
600 x 107 x 60	Fits 1200mm desk	ASCTRAY12	○	●
800 x 107 x 60	Fits 1400mm desk	ASCTRAY14	○	●
1000 x 107 x 60	Fits 1600mm desk	ASCTRAY16	○	●
1200 x 107 x 60	Fits 1800mm desk	ASCTRAY18	○	●



QS: Quick Ship

GROUP A: Subject to a longer lead time.

ASCEND

- Available
- Not Available

PEDESTALS



Mobile
2 Drawer



Mobile
3 Drawer



Under Desk
2 Drawer



Under Desk
3 Drawer



Desk High
2 Drawer



Desk High
3 Drawer

Pedestals	W x D x H (mm)	QS	Grp A	2 Drawer	RRP	3 Drawer
Mobile	400 x 685 x 598	○	●	ASMP68D2	£268.29	ASMP68D3
Under Desk*	403 x 685 x 709	○	●	ASUP68D2	£287.00	ASUP68D3
Desk High	403 x 800 x 740	○	●	ASDP80D2	£400.57	ASDP80D3

* Please note the under desk pedestal will protrude if placed under a double wave desk. Please ask for details.

MEETING TABLES

- Available
- Not Available

RECTANGULAR TABLE



W x D x H (mm)	Code	QS	Grp A
1200 x 800 x 740	ASAB12AFW	○	●
1600 x 800 x 740	ASAB16AFW	○	●
1800 x 800 x 740	ASAB18AFW	○	●

BARREL TABLE



W x D x D2 x H (mm)	Code	QS	Grp A
2500 x 800 x 1000 x 740	ASAB25AFW	○	●

Ascend tables offer a stylish contemporary solution for breakout and conference areas.

Right: 1600mm Ascend meeting table in beech with a white frame shown with Lingwood chairs (leg style K). Signature credenzas in beech with white bases are also featured.





LEE & PLUMPTON

Working in partnership with

Boyce.
Business Interiors

106 Chapel Lane | High Wycombe | Bucks | HP12 4BY

T: 01494 441247 | E: sales@boyce.co.uk

boyce.co.uk

March 2021 V.1

E&OE December 2020

Images featured within this brochure are for illustrative purposes and appearances may vary from those shown. Due to our ongoing initiatives, Lee & Plumptre Ltd. reserve the right to change, modify or delete products at any time without notification.