

TABLES COLLECTION

JAN 2020



Working in partnership with

LEE & PLUMPTON

BARREL & OVAL



Available in a range of finishes, these large tables are well suited to boardrooms and meeting rooms, comfortably seating up to 8 people.



Barrel boardroom table in light oak shown with Heydon chairs (birch back and wooden legs).

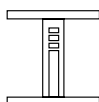
FEATURES & DETAILS

SPECIFICATION

- 25mm top made from grade E1 melamine faced high density particle board.
- Both tables include a double modesty panel.

FRAME OPTIONS

- Barrel boardroom table comes with stylish panel ends.
- Oval boardroom table is designed with a system cantilever in an I-frame style.

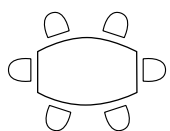


I frame

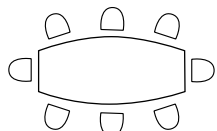


FEATURES & DETAILS

BARREL TABLE

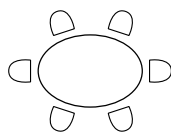


1800mm Wide




2400mm Wide

OVAL TABLE



1800mm Wide



2400mm Wide

FEATURES & DETAILS

METAL & WOOD FINISHES

QS: Quick Ship | **GROUP A:** Subject to a longer lead time.

QUICK SHIP

Metal Finishes

Barrel Table



S Silver

Oval Table



I Iron Grey

Wood Finishes



BE Beech



MA Maple



LO Light Oak

GROUP A

The finishes listed left are also available on a longer lead time if required.

Wood finishes are heat, stain and scratch resistant when used for their intended purposes.

Please add the metal and wood suffix to your code when ordering eg: TBBB18PMMSBE

BARREL, TABLE



Wooden Modesty



Metal Modesty

- Available
- Not Available

W x D x D2 x H (mm)	Wooden Modesty	QS	Grp A
1800 x 1200 x 800 x 725	TBBB18PCM	●	●
2400 x 1200 x 800 x 725	TBBB24PCM	●	●

W x D x D2 x H (mm)	Metal Modesty	QS	Grp A
1800 x 1200 x 800 x 725	TBBB18PMMS	●	●
2400 x 1200 x 800 x 725	TBBB24PMMS	●	●

OVAL, TABLE



W x D x H (mm)	Wooden Modesty	QS	Grp A
1800 x 1200 x 725	TBOB18SYI	●	●
2400 x 1200 x 725	TBOB24SYI	●	●

PLANAR

Planar panel end tables have a simple yet stylish design. Complementing our popular Sled table range, Planar tables provide a cost-effective solution ideal for use in canteens, meeting rooms and breakout areas.

Planar is available in a tall table and desk high size format. Bench seats are also available for use with the desk high tables.



FEATURES & DETAILS

SPECIFICATION

- 25mm deep top and panel sides.
- Adjustable feet on tables.
- 18mm twin modesty panels for additional strength.
- Integrated power modules are available to purchase separately.
- A seat cushion for the bench seat is available to purchase separately.

Add integrated power modules to transform the table into an interactive modern workspace, see page **194**.



WOOD FINISHES

QS: Quick Ship | **GROUP A:** Subject to a longer lead time.

QUICK SHIP

Not Available

GROUP A

Wood Finishes



BI Birch




MA Maple



WA Walnut



BE Beech



WH White



LO Light Oak

Wood finishes are heat, stain and scratch resistant when used for their intended purposes.

Please add the wood suffix to your code when ordering eg: PLHT18**BE**

PLANAR TALL TABLE

● Available
○ Not Available



W x D x H (mm)	Code	QS	Grp A
1800 x 800 x 1050	PLHT18	○	●
2000 x 800 x 1050	PLHT20	○	●

PLANAR TABLE



W x D x H (mm)	Code	QS	Grp A
1800 x 800 x 740	PLTB18	○	●
2000 x 800 x 740	PLTB20	○	●

PLANAR BENCH SEAT



W x D x H (mm)	Code	QS	Grp A
1600 x 350 x 460	PLBE16	○	●
1800 x 350 x 460	PLBE18	○	●

Bench seat is set 200mm shorter than the table.

BENCH SEAT CUSHION



W x D (mm)	Code
1600 x 350	PLCU16
1800 x 350	PLCU18

(Prices for cushion only, for bench seat see table above).

Simply add the fabric group suffix to your code when ordering.

A, B, C, D, E, F and state the colour fabric you would like.

For colour fabric groups refer to page **200** and for fabric swatches see page **204**.

SLED

With a modern 'O' leg frame and deep worktops, the Sled range is a contemporary addition to your workplace. Offering simplicity and robust build, it is well suited to meeting rooms and breakout areas.



Above: Sled tall tables in birch with silver frames, shown with Lingwood high stools.

FEATURES & DETAILS

SPECIFICATION

- 43mm deep top.
- Self levelling feet on tables.

FRAME

- 50mm steel tube frame.



METAL & WOOD FINISHES

QS: Quick Ship | **GROUP A:** Subject to a longer lead time.

QUICK SHIP

Not Available

GROUP A

Metal Finishes



S Silver



W White



B Matt Black

Wood Finishes



BI Birch




MA Maple



WA Walnut



BE Beech



WH White



LO Light Oak

Wood finishes are heat, stain and scratch resistant when used for their intended purposes.

Please add the metal and wood suffix to your code when ordering eg: SLHT18**BBI**

- Available
- Not Available

SLED TALL TABLE



W x D x H (mm)	Code	QS	Grp A
1800 x 800 x 1050	SLHT18	○	●

SLED TABLE



W x D x H (mm)	Code	QS	Grp A
1800 x 800 x 740	SLTB17	○	●

SLED BENCH SEAT



W x D x H (mm)	Code	QS	Grp A
1600 x 350 x 460	SLBE10	○	●

SLED BENCH SEAT CUSHION



W x D (mm)	Code
1600 x 350	SLCU16
1800 x 350	SLCU18

(Prices for cushion only, for bench seat see table above).

Simply add the fabric group suffix to your code when ordering.

A, B, C, D, E, F and state the colour fabric you would like.

For colour fabric groups refer to page **200** and for fabric swatches see page **204**.

TILT TOP TABLES



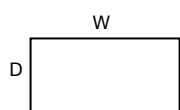
Compact, mobile and easy to manoeuvre, our tilt top tables work well in multi-purpose spaces. For training, educational and breakout areas, a tilt top table adapts to the facilities you need.

Below: Trapezoidal and Semi circular tables in white with chrome frames, shown with Ashby chairs (B leg style). Mount soft seating is also featured.



FEATURES & DETAILS

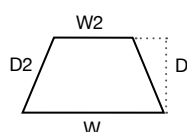
TABLE SHAPES



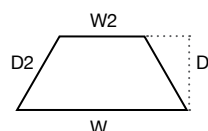
Rectangular



Semi-Circular



Trapezoidal 22.5°



Trapezoidal 30°

LINKING MECHANISM



Linking mechanism closed



Linking mechanism open



SPECIFICATION

- 25mm top made from grade E1 melamine faced high density particle board.

FRAME

- Durable release and flip mechanism for ease of storage when not in use.
- All castors are lockable.
- A linking mechanism is available.



METAL & WOOD FINISHES

QS: Quick Ship | **GROUP A:** Subject to a longer lead time.

QUICK SHIP

Metal Finishes



S Silver



C Chrome

Wood Finishes



BI Birch




MA Maple



WA Walnut



BE Beech



WH White



LO Light Oak

Wood finishes are heat, stain and scratch resistant when used for their intended purposes.

Please add the metal and wood suffix to your code when ordering eg: TTRE16SBI

GROUP A

The finishes listed left are also available on a longer lead time if required.

- Available
- Not Available

RECTANGULAR



W x D x H (mm)	Code	QS	Grp A
1200 x 800 x 720	TTRE12	●	●
1400 x 800 x 720	TTRE14	●	●
1600 x 800 x 720	TTRE16	●	●
1800 x 800 x 720	TTRE18	●	●

SEMI CIRCULAR



W x D x H (mm)	Code	QS	Grp A
1600 x 800 x 720	TTSC16	●	●

TRAPEZOIDAL



W x W2 x D x D2 x H (mm)	Code	QS	Grp A
Trapezoidal 22.5°			
1412 x 800 x 740 x 800 x 720 *	TTTP14Z2	●	●
Trapezoidal 30°			
1600 x 800 x 693 x 800 x 720 *	TTTP16Z3	●	●

* Both the 22.5° and the 30° Trapezoidal fit to the 800mm table end.

LINKING MECHANISM



Description	Code	QS	Grp A
Links 2 Tilt Top tables (2 per pack)	TTFTLMECH	●	●

FOLDING TABLES



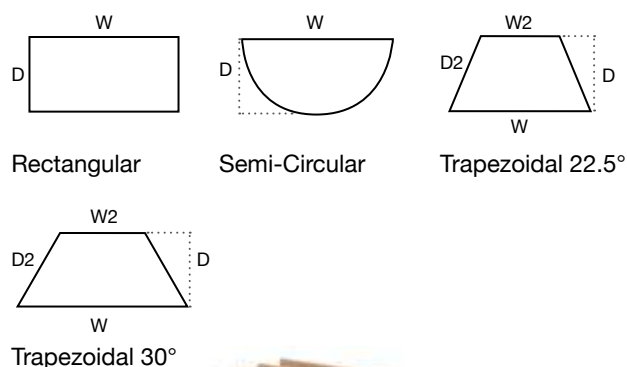
Stackable and robust, our folding tables are perfect where space and storage are at a premium, or where spaces need to transform quickly and efficiently to different purposes. Perfect for conference, educational and community spaces.



Trapezoidal tables in birch with chrome frames, shown with Brandon chairs.

FEATURES & DETAILS

TABLE SHAPES



SPECIFICATION

- 25mm top made from grade E1 melamine faced high density particle board.

FRAME

- Legs neatly fold under the table to enable easy storage.
- Tables are stackable.
- Tubular steel frame with strong metal supports and curved base.
- Height adjustable feet to reach 725mm.
- Legs supplied with angled anti-slip feet.
- A linking mechanism is available.

LINKING MECHANISM



Linking mechanism closed

Linking mechanism open



METAL & WOOD FINISHES

QS: Quick Ship | **GROUP A:** Subject to a longer lead time.

QUICK SHIP

Metal Finishes



C Chrome

Wood Finishes



BI Birch



MA Maple



WA Walnut



BE Beech



WH White



LO Light Oak

GROUP A

The finishes listed left are also available on a longer lead time if required.

Wood finishes are heat, stain and scratch resistant when used for their intended purposes.

Please add the metal and wood suffix to your code when ordering eg: FTRE16CBI

- Available
- Not Available

RECTANGULAR



W x D x H (mm)	Code	QS	Grp A
1200 x 800 x 715	FTRE12C	●	●
1400 x 800 x 715	FTRE14C	●	●
1600 x 800 x 715	FTRE16C	●	●
1800 x 800 x 715	FTRE18C	●	●

SEMI CIRCULAR



W x D x H (mm)	Code	QS	Grp A
1600 x 800 x 715	FTSC16C	●	●

TRAPEZOIDAL



W x W2 x D x D2 x H (mm)	Code	QS	Grp A
Trapezoidal 22.5°			
1412 x 800 x 740 x 800 x 715*	FTTP14Z2C	●	●
Trapezoidal 30°			
1600 x 800 x 693 x 800 x 715*	FTTP16Z3C	●	●

* Both the 22.5° and the 30° Trapezoidal fit to the 800mm table end.

LINKING MECHANISM



Description	Code	QS	Grp A
Links 2 Folding Tables (2 per pack)	TTFTLMECH	●	●

DURABLE TABLES

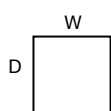
Simple, robust, and easy to maintain, our durable tables are built to endure the wear and tear of high energy environments.



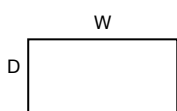
Rectangular tables in white with silver frames, shown with Brandon chairs.

FEATURES & DETAILS

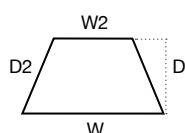
TABLE SHAPES



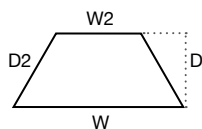
Square



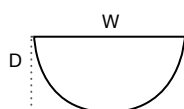
Rectangular



Trapezoidal 22.5°



Trapezoidal 30°



Semi-Circular

A strong metal underframe provides enhanced strength and stability.



SPECIFICATION

- 25mm top made from grade E1 melamine faced high density particle board.

FRAME

- 38mm round legs using 2mm welded steel for strength and stability, height adjustable feet.

METAL & WOOD FINISHES

QS: Quick Ship | **GROUP A:** Subject to a longer lead time.

QUICK SHIP

Not Available

GROUP A


Metal Finishes



S Silver

G Grey

Wood Finishes



BI Birch

MA Maple

WA Walnut

BE Beech

WH White

LO Light Oak

Wood finishes are heat, stain and scratch resistant when used for their intended purposes.

Please add the metal and wood suffix to your code when ordering eg: DTSQ66**SBE**

● Available
○ Not Available

SQUARE



W x D x H (mm)	Code	QS	Grp A
660 x 660 x 725	DTSQ66	○	●

RECTANGULAR



W x D x H (mm)	Code	QS	Grp A
1200 x 800 x 725	DTRE12	○	●
1400 x 800 x 725	DTRE14	○	●
1600 x 800 x 725	DTRE16	○	●

SEMI CIRCULAR



W x D x H (mm)	Code	QS	Grp A
1600 x 800 x 725	DTSC16	○	●

TRAPEZOIDAL



W x W2 x D x D2 x H (mm)	Code	QS	Grp A
Trapezoidal 22.5°			
1412 x 800 x 740 x 800 x 725	DTTP14Z2	○	●
Trapezoidal 30°			
1600 x 800 x 693 x 800 x 725	DTTP16Z3	○	●

ELECT

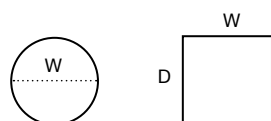
The clean lines of our Elect range offer a minimal style suited to any interior. Available in three heights, this adaptable range of round or square tables is perfect for both reception and breakout areas.



Above: Mixture of Elect meeting tables in beech shown with Ashby chairs and stools.

FEATURES & DETAILS

TABLE SHAPES



Circular

Square

SPECIFICATION

- 25mm top made from grade E1 melamine faced high density particle board.

FRAME

- High quality brushed steel square table base.



METAL & WOOD FINISHES

QS: Quick Ship | **GROUP A:** Subject to a longer lead time.

QUICK SHIP

Not Available

GROUP A

Metal Finishes



BS Brushed Steel

Wood Finishes



BI Birch




MA Maple



WA Walnut



BE Beech



WH White



LO Light Oak

Wood finishes are heat, stain and scratch resistant when used for their intended purposes.

Please add the metal and wood suffix to your code when ordering eg: ELCORN80CB**BSBI**

- Available
- Not Available

COFFEE TABLES



Round Table



Square Table

Table	W x H (mm)	Code	QS	Grp A
Round Table	600 x 450	ELCORN60CB	○	●
Round Table	800 x 450	ELCORN80CB	○	●
Square Table	600 x 450	ELCOSQ60CB	○	●
Square Table	800 x 450	ELCOSQ80CB	○	●

MEETING TABLES



Round Table



Square Table

Table	W x H (mm)	Code	QS	Grp A
Round Table	600 x 720	ELMTRN60CB	○	●
Round Table	800 x 720	ELMTRN80CB	○	●
Square Table	600 x 720	ELMTSQ60CB	○	●
Square Table	800 x 720	ELMTSQ80CB	○	●

POSEUR TABLES



Round Table



Square Table

Table	W x H (mm)	Code	QS	Grp A
Round Table	600 x 1100	ELPTRN60CB	○	●
Square Table	600 x 1100	ELPTSQ60CB	○	●

ROUND TABLES



Our wide range of bases and colour tops offer variety to suit any interior. From furnishing meeting rooms and breakout areas, to simply creating more surfaces in working areas and public spaces, the addition of a few tables can reshape the workspace.



Round meeting tables in white with silver column base.
Shown with Lingwood chairs (Leg style M).



Left: Round meeting table in white
with silver round legs. Shown
with Brandon chairs.



FEATURES & DETAILS

SPECIFICATION

- 25mm top made from grade E1 melamine faced high density particle board.

FRAME OPTIONS

- A variety of steel frame options are available including column base, round legs or square legs.

METAL & WOOD FINISHES

QS: Quick Ship | **GROUP A:** Subject to a longer lead time.

QUICK SHIP

Metal Finishes

Column Base



S Silver

Square Legs



G Grey



B Brown

Round Legs



S Silver



G Grey



I Iron Grey

Wood Finishes



BI Birch




MA Maple



WA Walnut



BE Beech



WH White




LO Light Oak

Wood finishes are heat, stain and scratch resistant when used for their intended purposes.

GROUP A

Metal Finishes

Column Base



W White

Wood Finishes

See Wood Finishes Left.

The finishes listed left are also available on a longer lead time if required.

Please add the metal and wood suffix to your code when ordering eg: TBRN10CBSBI

ROUND TABLES

- Available
- Not Available



Column Base



Round Legs



Square Legs

W x H (mm)	Code	QS	Grp A
Column Base			
1000 x 725, Base Diameter 600mm, 25mm Top	TBRN10CB	•	•
1200 x 725, Base Diameter 600mm, 25mm Top	TBRN12CB	•	•
Round Legs			
1000 x 725, 25mm Top	TBRN10RL	•	○
1200 x 725, 25mm Top	TBRN12RL	•	○
Square Legs*			
1200 x 720, 18mm Top	TBMT12SQ	•	○

*BI, WA, WH wood finishes for Square Legs are NOT available on Quick Ship

CHAIRS & STOOLS

Browse our range of contemporary chairs and stools from page **152**.



Ashby Chairs



Lingwood Chairs



Wroxham Armchairs

BASIC TABLES



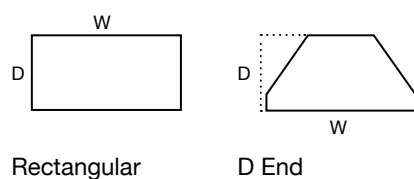
A selection of rectangular and D-end tables with a range of base options.



Rectangular meeting tables in beech with silver round legs.
Shown with Brandon meeting chairs.

FEATURES & DETAILS

TABLE SHAPES



SPECIFICATION

- 25mm or 18mm top made from grade E1 melamine faced high density particle board.

FRAME OPTIONS

- A variety of frame options are available including round legs, square legs and cantilever I frame.



METAL & WOOD FINISHES

QS: Quick Ship | **GROUP A:** Subject to a longer lead time.

QUICK SHIP

Square Legs



G Grey /
BE Beech



G Grey /
MA Maple



G Grey /
LO Light Oak



B Brown /
LO Light Oak

Round Legs



S Silver /
BE Beech



S Silver /
MA Maple



S Silver /
LO Light Oak



G Grey /
BE Beech



G Grey /
MA Maple



G Grey /
LO Light Oak



I Iron Grey /
BE Beech



I Iron Grey /
MA Maple



I Iron Grey /
LO Light Oak

Maple not
available for
D End.

Wood finishes are heat, stain and scratch resistant when used for their intended purposes.

Please add the metal and wood suffix to your code when ordering eg: TBOT12SQGBE

GROUP A The finishes listed above are also available on a longer lead time if required.

- Available
- Not Available

RECTANGULAR TABLE



Square Legs



Round Legs

W x D x H (mm)	Code	QS	Grp A
Square Legs			
1200 x 615 x 720, 18mm Top	TBOT12SQ	●	●
1500 x 745 x 720, 18mm Top	TBOT15SQ	●	●
1800 x 745 x 720, 18mm Top	TBOT18SQ	●	●
Round Legs			
1200 x 800 x 725, 25mm Top	TBCT12RL	●	●
1600 x 800 x 725, 25mm Top	TBCT16RL	●	●
1800 x 800 x 725, 25mm Top	TBCT18RL	●	●

D-END TABLE



Round Legs

W x D x H (mm)	Code	QS	Grp A
Round Legs			
1200 x 600 x 725, 25mm Top	TBDE12RL	●	●
1600 x 800 x 725, 25mm Top	TBDE16RL	●	●

Maple not available for D End.



LEE & PLUMPTON

Working in partnership with

Boyce.
Business Interiors

106 Chapel Lane | High Wycombe | Bucks | HP12 4BY

T: 01494 441247 | E: sales@boyce.co.uk

boyce.co.uk

March 2021 V.1

E&OE December 2020

Images featured within this brochure are for illustrative purposes and appearances may vary from those shown. Due to our ongoing initiatives, Lee & Plumptre Ltd. reserve the right to change, modify or delete products at any time without notification.